



DESCRIPTION 2026 / 9906A RZ 350e
COLOR CAVIAR
VIN JTJBDADBXTA001473
FINAL ASSEMBLY POINT TOYOTA, AICHI, JAPAN

Delivered by Truck to:
N. PARK LEXUS/SAN ANTONIO
611 LOCKHILL-SELMA
SAN ANTONIO TX78216

STANDARD EQUIPMENT UNLESS REPLACED BY INSTALLED OPTIONS

RZ 350e Premium

STANDARD FEATURES

Mechanical & Performance

- * Front-Wheel Drive
- * Electric Motor with 221 Total System HP
- * Lithium-Ion Traction Battery
- * Dual-Voltage Charging Cable (120V & 240V outlets)
- * NACS Charging Port with CCS1 & J1772 Adapters
- * Plug & Charge Capable

Exterior & Interior

- * 18-in Alloy Wheels
- * Illuminated Front Badge
- * Bi-LED Headlamps and LED Taillamps
- * NuLuxe(R)-Trimmed Heated and Ventilated Power Front Seats with Driver's Memory
- * Synthetic Leather-Trimmed Heated Steering Wheel with Memory
- * Wireless Phone Charger

Safety / Advanced Technologies

- * Lexus Safety System+ 3.0
- * Blind Spot Monitor with Rear Cross Traffic Alert
- * Digital Latch with Safe Exit Assist
- * SmartAccess Card Key

Connected Technologies

- * Lexus Interface with 14-in Touchscreen Display
- * Connected Services Capable. 4G Network Dependent. See Lexus.com for Details.
- * SiriusXM(R) 3-Month Trial Subscription
- * Wireless Apple CarPlay(R) Integration
- * Wireless Android Auto(TM) Capability

Premium Features

- * Dynamic Sky(TM) Panorama Glass Roof
- * Power Rear Door with Kick Sensor
- * Ambient Illumination with Door Trim Shadow Illumination
- * Panoramic View Monitor
- * Intuitive Parking Assist with Auto Braking

See Lexus.com/RZ for more details.

INSTALLED OPTIONS

BASE MANUFACTURER'S SUGGESTED RETAIL PRICE

** Cold Area Package: Headlamp Washers, Windshield Wiper De-Icer, Front Radiant Heater	375.00
** Convenience Package: Traffic Jam Assist (Requires Drive Connect Subscription; 3-Year Trial Included. 4G Network Dependent.), Advanced Park with Remote Park	1,100.00
** All Weather Floor Protection: All Weather Cargo Mat, All Weather Floor Liners	350.00
** Wheel Locks	99.00
** Mudguards	185.00
** Illuminated Cargo Sills	360.00
** Key Gloves	25.00
** Cargo Net	80.00

\$48,200.00

Created on 2025-12-04 18:04:26 (UTC)

EPA
DOT

Fuel Economy and Environment



Electric Vehicle

Fuel Economy

126 MPGe
combined city/hwy


136
city

115
highway

27.0
kW-hrs per 100 miles

Driving Range

When fully charged, vehicle can travel about...



Charge Time: 8 hours (240V)

301 miles

You save

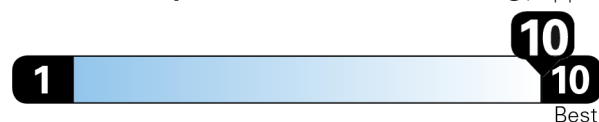
\$5,000

in fuel costs
over 5 years
compared to the
average new vehicle.

Annual fuel cost

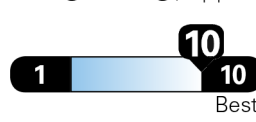
\$700

Fuel Economy & Greenhouse Gas Rating (tailpipe only)



This vehicle emits 0 grams CO₂ per mile. The best emits 0 grams per mile (tailpipe only). Does not include emissions from generating electricity; learn more at fueleconomy.gov.

Smog Rating (tailpipe only)



Actual results will vary for many reasons, including driving conditions and how you drive and maintain your vehicle. The average new vehicle gets 29 MPG and costs \$8,500 to fuel over 5 years. Cost estimates are based on 15,000 miles per year at \$0.17 per kW-hr. MPGe is miles per gasoline gallon equivalent. Vehicle emissions are a significant cause of climate change and smog.

fueleconomy.gov

Calculate personalized estimates and compare vehicles



Smartphone
QR Code



MANUFACTURER'S SUGGESTED RETAIL PRICE†

\$50,774.00

DELIVERY, PROCESSING AND HANDLING FEE

1,295.00

TOTAL

\$52,069.00

GOVERNMENT 5-STAR SAFETY RATINGS

Overall Vehicle Score

Not Rated

Based on the combined ratings of frontal, side and rollover. Should ONLY be compared to other vehicles of similar size and weight.

Frontal
Crash

Driver
Passenger



Based on the risk of injury in a frontal impact. Should ONLY be compared to other vehicles of similar size and weight.

Side
Crash

Front seat
Rear seat



Based on the risk of injury in a side impact.

Rollover

Not Rated

Based on the risk of rollover in a single-vehicle crash.

Star ratings range from 1 to 5 stars (★★★★★) with 5 being the highest.

Source: National Highway Traffic Safety Administration (NHTSA)

www.safercar.gov or 1-888-327-4236

†Manufacturer's suggested retail price excludes delivery processing and handling fees, license and title fees, applicable federal, state and local taxes, and dealer and distributor options and accessories.

LEXUS IS PLEASED TO OFFER THE FOLLOWING OWNER SUPPORT PACKAGE WITH EACH NEW LEXUS

- * 24-hour, 365-days/yr., roadside assistance plan
- * 1st and 2nd scheduled maintenance services
- * Limited reimbursement for certain emergency breakdowns

An extended service contract may be available for this vehicle. Ask dealer for details.

LML2E1N2S0F0W1

338A49 085 FT B1164 RL065

